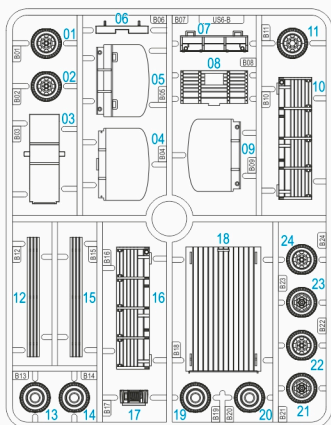


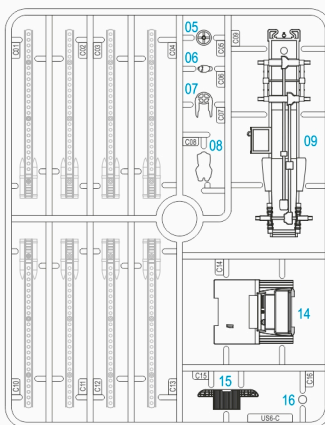


Product Code: 280035


240927-1



**B**



**C** ■ Not Used



**D**



**A**



- When you use glue or paint, do not use near a naked flame, and use in a well-ventilated area.
- When assembling this kit, tools including knives are used. Extra care should be taken to avoid personal injury.
- Keep out of reach of small children.

Read carefully and fully understand the instructions before commencing assembly. Model supplied unpainted. Bases, scenery, glue and paint not included. Meaning of symbols used:



Choices



Optional



No glue



Drill hole



Bend

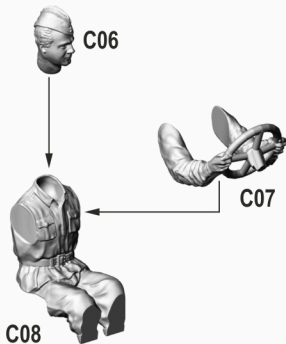
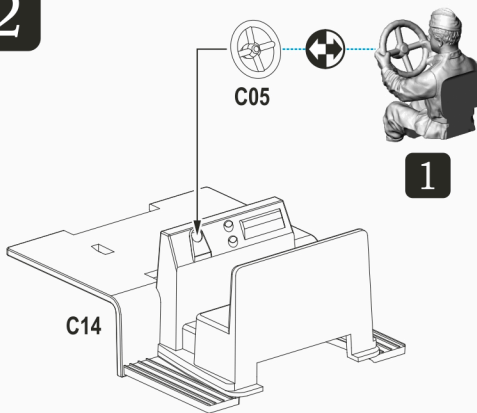
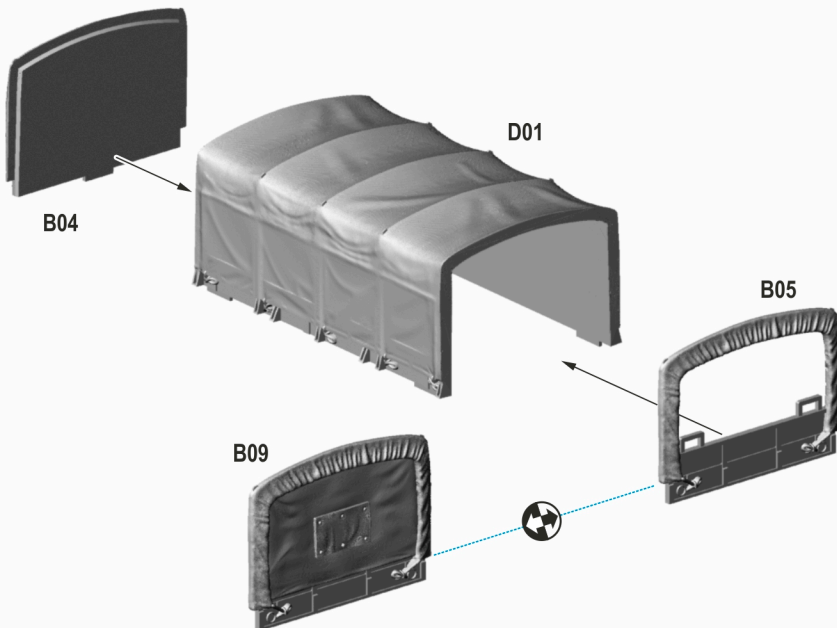


Cut or trim with care

 Please use **ABS Plastic Cement** for assembly.

### WARNING

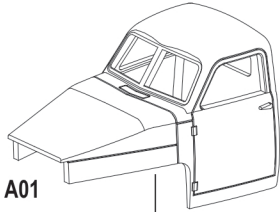
- THIS IS NOT A TOY
- INTENDED FOR COLLECTORS OF AGE 14 AND ABOVE
- CONTAINS SMALL PARTS AND POINTED COMPONENTS
- NOT SUITABLE FOR CHILDREN UNDER 6 YEARS OLD
- MODEL MAY VARY FROM IMAGE ON BOX
- READY TO ASSEMBLE PRECISION MODEL KIT

**1****Skip this step if you do not require a driver****2****3****Skip this step if you do not need a canvas canopy**

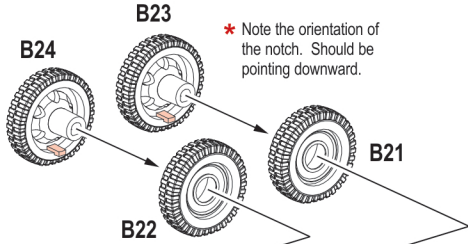
**HISTORICAL FACTS:** The **Studebaker US6** (G630) was a family of 2½-ton 6x6 and 5-ton 6x4 trucks manufactured by the **Studebaker Corporation** and **REO Motor Car Company** during WW2. The basic cargo version was designed to transport a 5,000lb (2,300kg), 12ft (3.7m) long cargo load over all terrain in all weather. Most were exported to the Soviet Union.

In 1940 the US Army set a requirement for a 6x6 truck with a 2½-ton (5,000lb (2,300kg)) off-road payload. Studebaker, Yellow Coach (a GM company), and International Harvester submitted designs. All three were accepted and in production by 1941. The US6 was built primarily for export under the Lend-Lease act, the Soviet Union would be the largest operator. Production began at Studebaker's South Bend, Indiana, truck plant in June 1941, in 1944 REO's Lansing, Michigan plant would also build them. A total of **219,882** 2½-ton (2,268kg) 6x6 and 5-ton (4,536kg) 6x4 trucks in thirteen variations were built. Studebaker was the primary manufacturer, building **197,678**, while REO sub-contracted **22,204** more. REO trucks are identical to Studebakers, but REO only built long wheelbase without winch models.

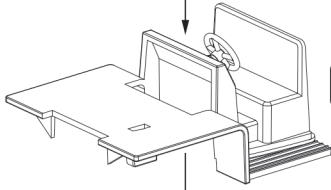
4



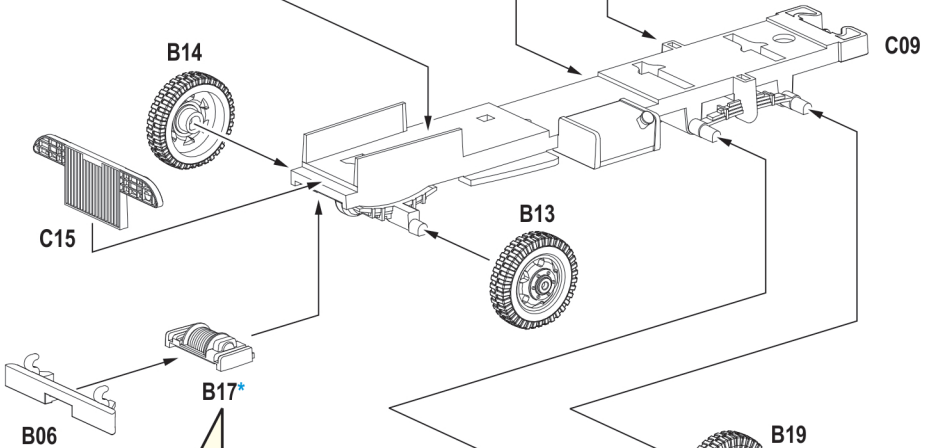
A01



\* Note the orientation of the notch. Should be pointing downward.




2




The **Studebaker US6** chassis can be built with or without winch.  
 Model **U4** - with winch  
 Model **U3** - without winch

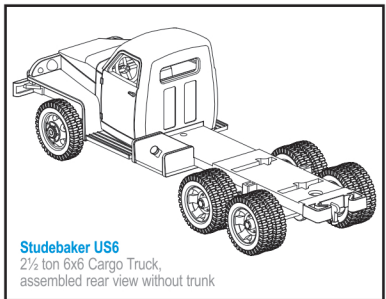
\* Note the orientation of the notch. Should be pointing downward.



**Studebaker US6 U3**  
 2½ ton 6x6 Cargo Truck,  
 long wheelbase without winch



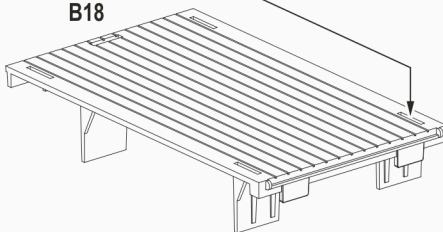
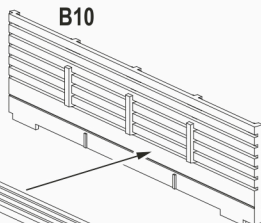
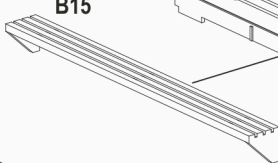
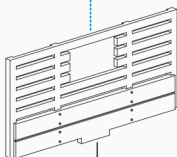
**Studebaker US6 U4**  
 2½ ton 6x6 Cargo Truck,  
 long wheelbase with winch (B17)



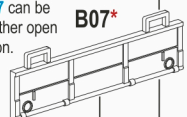
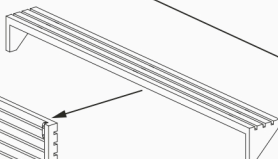
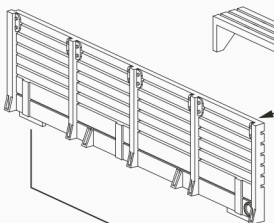
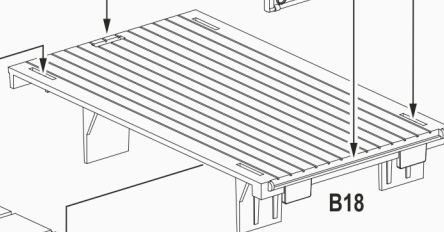
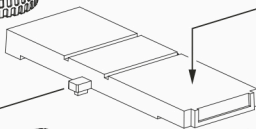
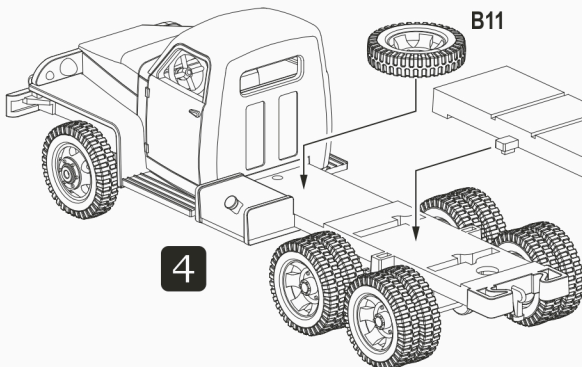
**Studebaker US6**  
 2½ ton 6x6 Cargo Truck,  
 assembled rear view without trunk

**5****3**

\* Using **B18** as the common rear trunk floor, you can choose either to assemble the trunk with a canvas canopy (with either open or closed rear tarpaulin) or simply without a canopy.

**B18****B10****B15****B08**

\* The tailgate **B07** can be assembled in either open or closed position.

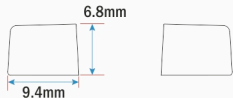
**B07\*****B12****B16****B18****B11****B03****4**

### Modeling Tips

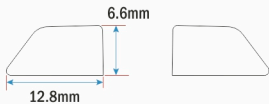
Have you consider loading the truck with stowage and supplies? Why not try using our **Allies Stowage Set 1** (280033) to customize your vehicle?



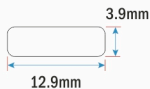
Front



Side

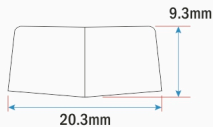


Rear

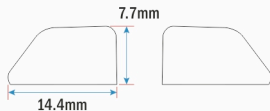


Actual Size Template

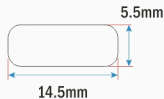
Front



Side



Rear



Enlarged for Internal Fixation

**Studebaker US6  
Windshield Template (180403)**